



আম্বেদকর কলেজ

ফটিকরায়, উনকাটি, ত্রিপুরা

Ambedkar College

A Govt. Degree College Affiliated to Tripura University

(UGC 2f & 12B recognized and NAAC Accredited)

Fatikroy, Unakoti, Tripura – 799 290

Students' Feedback Analysis for the Session-2018-19

Education is the back bone of the nation and the Students are the back bone of the education system. They are the key factor in the teaching learning process. So, to judge the teaching learning, run in an education institution, the opinions, suggestion and the feedback on the part of the students are mandatory. For that purpose, Ambedkar College, Fatikroy. Conducted one survey type mini resource amongst the 4th Semester and 6th Semester students to collect their opinions, feedback and suggestions regarding the college administration, teaching learning process and the availability of the human and material resources of the college. Accordingly 02 (two) questioners had been prepared by Dr. Anil Kumar Acharya, HOD, Deptt. of Sanskrit & coordinator, IQAC, on the basis of the sample questioner of UGC. Those questioners had a total of 33 nos. of questions. Out of them 15 questions were common for both 4th Semester students and 6th Semester students, 08(eight) no. of questions were especially for the 4th Semester students and the rest 10 (ten) no. of questions were exclusively for the 6th Semester students. The Questions include M.C.Q. type, Rating scale, Descriptive open questions etc. The students were also asked to put forward their suggestions for improving the Administrative affairs, teaching learning process and over all development of education run at Ambedkar College, Fatikroy.

The questionnaire was distributed amongst 205 students of B.A. 6th Semester and 265 students of B.A. 4th Semester. The questionnaire for 6th Semester students consisted of 25 total questions and the questionnaire for 4th Semester students consisted of 23 questions. The collected data, information's and suggestions etc. have been analyzed by using simple arithmetic and presented as the following report.

No. of Respondents: - 1. B.A. 6th Semester – 205 Nos. 2. B.A. 4th Semester – 265 Nos. Total = 470 Nos.

Questions Asked to the 4th Semester students. Total Respondents = 265 Nos

1. How was the syllabus? Weather it was easy to difficult to understand?

2. How much of the syllabus was covered in the class?

Sl No.	Responses	Total Respondent	%
1.	Easy	48	18
2.	Manageable	148	56
3.	Difficult	45	17
4.	Very difficult	08	3
5.	No response	16	6

Sl No.	Responses	Total Respondent	%
1.	85 – 100%	146	55
2.	70 – 85%	50	19
3.	55 – 70%	45	17
4.	Less than 55%	16	6
5.	No response	08	3

3. How well the teacher prepared for the classes?

Sl No.	Responses	Total Respondent	%
1.	Thoroughly	148	56
2.	Satisfactory	93	35
3.	Poorly	05	2
4.	Indifferently	08	3
5.	No response	11	4

5. How helpful was the teacher in Advising?

Sl No.	Responses	Total Respondent	%
1.	Very helpful	191	72
2.	Sometime helpful	55	21
3.	Not at all helpful	11	4
4.	Did not advice	05	2
5.	No response	03	1

7. How often did the teacher provide feedback on your performances?

Sl No.	Responses	Total Respondent	%
1.	Regularly in time	156	59
2.	With helpful comments	72	27
3.	Often late	21	8
4.	Without any comments	11	4
5.	No response	05	2

4. How well the teacher was able to communicate?

Sl No.	Responses	Total Respondent	%
1.	Always effective	162	61
2.	Sometime effective	61	23
3.	Just unsatisfactory	24	9
4.	Generally ineffective	13	5
5.	No response	05	2

6. Teacher's approach in the class room were-

Sl No.	Responses	Total Respondent	%
1.	Always courteous	183	69
2.	Sometime rude	58	22
3.	Always indifferent	13	5
4.	Cannot say	08	3
5.	No response	03	1

8. Whether the teachers did discuss about your assignment with you?

Sl No.	Responses	Total Respondent	%
1.	Fully yes	162	61
2.	Partly yes	58	22
3.	Not discussed at all	08	3
4.	Sometime discussed	34	13
5.	No response	03	1

Questions Asked to the 6th Semester students. Total Respondents = 205 Nos

1. What is your plan to do after completion of your graduation?

Sl No.	Responses	Total Respondent	%
1.	Higher studies	76	37
2.	Seeking a job	94	46
3.	Business	27	13
4.	Do not know	08	4
5.	No response	00	00

2. Which subjects were more valuable and why?

Sl No.	Responses	Total Respondent	%
1.	Bengali	117	51
2.	Chemistry	06	3
3.	Comp. Science	25	12
4.	Constitution	70	34

	planning		
5.	Cultural heritage	88	43
6.	Disaster management	80	39
7.	Economics	16	08
8.	Education	86	42
9.	English	98	48
10.	EVS	100	49
11.	History	107	52
12.	Kokborak	18	9
13.	Math	08	4
14.	Philosophy	12	6
15.	Sanskrit	88	43
16.	Physics	06	3
17.	Pol. sc.	111	54
18.	Women and gender studies	84	41

OBSERVATION: Reasons behind the choice- When the students had been asked to show the reasons behind their choices, they showed the reasons according to their subjects of study. A student study the particular subject seemed to be easier for him/her as well as valuable. They put forward their views generally in favor of the popular subject taught in the college.

3. Which subject are least useful and why?

Sl No.	Responses	Total Respondent	%
1.	Bengali	84	41
2.	Chemistry	144	70
3.	Comp. Science	135	66
4.	Constitution planning	109	53
5.	Cultural heritage	100	49
6.	Disaster management	86	42
7.	Economics	131	64
8.	Education	98	48
9.	English	51	25

10	Environmental Science	84	41
11	History	78	38
12	Kokborak	164	80
13	Math	127	62
14	Philosophy	133	65
15	Sanskrit	80	39
16	Physics	139	68
17	Pol. sc.	66	32
18	Women and gender studies	84	41

OBSERVATION: Reasons behind the choice- again the students showed their reasons of choice according to their subjects they studied. A student who did not study a particular subject generally selected as a least useful subject.

4. Was the student Union a true representative of students community?

Sl No.	Responses	Total Respondent	%
1.	Yes	113	55
2.	No	47	23
3.	Largely	34	17
4.	Marginally	08	4
5.	No response	02	01

5. Will you join the Alumni Association of the College?

Sl No.	Responses	Total Respondent	%
1.	Yes	80	39
2.	No	64	31
3.	Not now	57	28
4.	No response	04	02

6. What according to you is/ are the reason(s) behind thin attendances in the classroom?

In response to this question the students mentioned the following reasons of the thin attendance in the class room- 1. poor financial condition of the family. 2. family problems 3. Poor road communication. 5. long distance from home. 6. Bad politics in the college. 7. poor approaches of the teachers in teaching learning process. 8. lack of proper motivation in students to attend the classes. 9. lack of proper facilities in the college. 10. shortage of adequate teachers.

7. Whom do you consider your best teacher and why?

Regarding best teacher the students have mentioned several names. Actually it is found that the students mentioned the names of the teachers according to their choice of subjects. At least one name has come from each main subjects like Bengali, English, Economics, Education, History, Sanskrit, Pol. Sc. and philosophy.

8. The internal assessment system is conducive to –

(A) Understanding the subject-

Sl No.	Responses	Total Respondent	%
1.	Highly	64	31
2.	Appreciably	57	28
3.	Moderately	35	17

4.	Poorly	23	11
5.	Not at all	12	06
6.	No response	14	07

(B) Early discovery of difficulties

Sl No.	Responses	Total Respondent	%
1.	Highly	60	29
2.	Appreciably	56	27
3.	Moderately	43	21

(C) Interaction with Teachers

Sl No.	Responses	Total Respondent	%
1.	Highly	86	42
2.	Appreciably	64	31
3.	Moderately	27	13

(D) Regular work

Sl No.	Responses	Total Respondent	%
1.	Highly	49	24
2.	Appreciably	60	29
3.	Moderately	37	18

(E) Continuous Self Assessment

Sl No.	Responses	Total Respondent	%
1.	Highly	75	37
2.	Appreciably	57	28
3.	Moderately	33	16

9. Your overall experience in the college

Sl No.	Responses	Total Respondent	%
1.	Good in both academic and admin. point of view	88	43
2.	Good in academic, but poor admin. point of view	54	26
3.	poor in both academic, but good admin. point of view	43	21

10. Please give a rating of your programme (BA/BSc.) on the following nine point scale

(A) learning value (in terms of skills, concept, knowledge, analytical abilities etc.)-

Sl No.	Responses	Total Respondent	%
1.	Extremely good	6	03
2.	Very good	10	05
3.	Moderately somehow	37	18
4.	Good	87	42

(B) Applicability/Relevance to real life situation

Sl No.	Responses	Total Respondent	%
1.	Extremely good	00	0
2.	Very good	10	5
3.	Moderately somehow	35	17
4.	Good	68	33

4.	Poorly	14	07
5.	Not at all	18	09
6.	No response	14	07

4.	Poorly	08	04
5.	Not at all	06	03
6.	No response	14	07

4.	Poorly	33	16
5.	Not at all	12	06
6.	No response	14	07

4.	Poorly	14	07
5.	Not at all	12	06
6.	No response	14	07

4.	Not good in both academic and admin. point of view.	16	08
5.	No response	04	02

5.	Moderately good	47	23
6.	Tolerable	08	04
7.	poor	06	03
8.	Very poor	02	01
9.	Extremely poor	00	00
10.	No response	02	01

5.	Moderately good	39	19
6.	Tolerable	27	13
7.	poor	18	9
8.	Very poor	06	3
9.	Extremely poor	00	0
10.	No response	02	01

(C) Depth of course content-

Sl No.	Responses	Total Respondent	%
1.	Extremely good	00	0
2.	Very good	06	3
3.	Moderately somehow	39	19
4.	Good	76	37

5.	Moderately good	25	12
6.	Tolerable	25	12
7.	poor	16	8
8.	Very poor	14	7
9.	Extremely poor	02	1
10.	No response	02	1

(D) Extent of coverage of Course-

Sl No.	Responses	Total Respondent	%
1.	Extremely good	0	0
2.	Very good	8	4
3.	Moderately somehow	27	13
4.	Good	80	39

5.	Moderately good	37	18
6.	Tolerable	27	13
7.	poor	20	10
8.	Very poor	04	2
9.	Extremely poor	00	0
10.	No response	02	1

(E) Extent of Effort required by the student-

Sl No.	Responses	Total Respondent	%
1.	Extremely good	00	0
2.	Very good	10	5
3.	Moderately somehow	35	17
4.	Good	89	43

5.	Moderately good	31	15
6.	Tolerable	18	9
7.	poor	6	3
8.	Very poor	10	5
9.	Extremely poor	04	2
10.	No response	2	1

(F) Relevance of Project Report-

Sl No.	Responses	Total Respondent	%
1.	Extremely good	0	0
2.	Very good	0	0
3.	Moderately somehow	27	13
4.	Good	69	34

5.	Moderately good	27	13
6.	Tolerable	27	13
7.	poor	23	11
8.	Very poor	16	8
9.	Extremely poor	14	7
10.	No response	2	1

(G) Overall rating-

Sl No.	Responses	Total Respondent	%
1.	Extremely good	2	1
2.	Very good	8	4
3.	Moderately somehow	27	13
4.	Good	76	37

5.	Moderately good	31	15
6.	Tolerable	18	9
7.	poor	27	13
8.	Very poor	14	7
9.	Extremely poor	0	0
10.	No response	2	1

Questions asked to all the students of 4th & 6th Semester- Total Respondent 470

(1) The syllabus of each subject was -

Sl No.	Responses	Total Respondent	%
1.	Adequate	244	52
2.	Inadequate	99	21

3.	Challenging	127	27
4.	Dull	00	00
5.	No Response	00	00

(2) Your opinion about CBCS -

Sl No.	Responses	Total Respondent	%
1.	Useful	52	11
2.	Not so useful	207	44

3.	Mark fetching	183	39
4.	Good for teachers but not for student	19	4
5.	No Response	09	02

(3) Opinion about library & availability of study materials -

Sl No.	Responses	Total Respondent	%
1.	Adequate	287	61
2.	Inadequate	127	27

3.	Very poor	14	3
4.	More than adequate	42	9
5.	No response	00	0

(4) Opinion about internal assessment system in the college -

Sl No.	Responses	Total Respondent	%
1.	Very Good	146	31
2.	Good	197	42
3.	Average	71	15

4.	Poor	47	10
5.	Very Poor	09	2
6.	No response	00	0

(5) the evaluation system in the internal assessment -

Sl No.	Responses	Total Respondent	%
1.	Fair	278	59
2.	Unfair	112	24

3.	Partly fair	75	16
4.	Very much unfair	05	01
5.	No response	00	00

(6) The scope for participating in the extracurricular activities-

Sl No.	Responses	Total Respondent	%
1.	Good	178	38
2.	Very good	99	21
3.	Satisfactory	113	24

4.	Unsatisfactory	61	13
5.	Poor	14	3
6.	No response	05	01

(7) Your rating on sports facilities-

Sl No.	Responses	Total Respondent	%
1.	Very Good	52	11
2.	Good	108	23
3.	Average	136	29

4.	Poor	146	31
5.	Very Poor	28	06
6.	No response	00	00

(8) Your rating on teachers attitude towards extracurricular activities-

Sl No.	Responses	Total Respondent	%
1.	Cooperative	244	52
2.	Encouraging	146	31

3.	Discouraging	38	08
4.	Indifferent	42	09
5.	No response	00	00

(9) Your rating on teacher student relationship in the college as a whole-

Sl No.	Responses	Total Respondent	%
1.	Very Good	127	27
2.	Good	179	38

3.	Satisfactory	122	26
4.	Very poor	33	07
5.	No response	09	02

(10) Was the advice received from your teacher helpful and timely?

Sl No.	Responses	Total Respondent	%
1.	Helpful and timely	216	46
2.	Not helpful and not	136	29

	timely		
3.	Helpful but not timely	61	13
4.	Timely but not helpful	52	11
5.	No response	05	01

11) How do you find the administration of the college?

Sl No.	Responses	Total Respondent	%
1.	Helpful	193	41
2.	Indifferent	136	29

3.	Unhelpful	71	15
4.	Cumbersome	61	13
5.	No response	09	02

(12) Has the time spent in the college been intellectually enriching?

Sl No.	Responses	Total Respondent	%
1.	Yes	240	51
2.	No	98	21

3.	Marginal	127	27
4.	No response	05	01

(13) In your opinion the standard of which of the following facilities should be improved?

Sl No.	Responses	Total Respondent	%
1.	Library	183	39
2.	Canteen	202	43
3.	Laboratory	19	04
4.	Sports facilities	249	53
5.	Internal examination	193	41
6.	Evaluation system	216	46
7.	Students common room	212	45

8.	Class room	174	37
9.	Extracurricular activities	216	46
10.	Students attendance	150	32
11.	Teachers attendance	108	23
12.	Career Counseling	207	44
13.	administration	155	33
14.	No response	00	00

(14) Your overall rating of the programme-

	Responses	Total Respondent	%
1 Academic content	Very Good	127	27
	Good	202	43
	Average	103	22
	Poor	19	04
	Very Poor	14	03
	No response	05	01
	2 Fairness of Evaluation	Very Good	89
Good	179	38	
Average	107	23	
Poor	52	11	
Very Poor	38	08	
No response	05	01	
3 Interaction with teachers	Very Good	127	27
	Good	150	32
	Average	94	20
	Poor	61	13
	Very Poor	33	07
	No response	05	01
4 Interaction with college administration	Very Good	52	11
	Good	174	37
	Average	136	29
	Poor	89	19

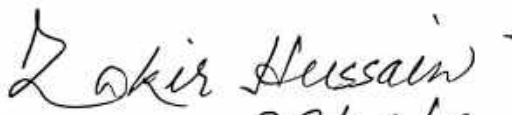
	Very Poor	14	03
	No response	05	01
5 Library facilities	Very Good	113	24
	Good	169	36
	Average	141	30
	Poor	28	06
	Very Poor	14	03
	No response	05	01
	6 Computer facilities	Very Good	00
Good		52	11
Average		150	32
Poor		202	43
Very Poor		61	13
No response		05	01
7 Recreational facilities		Very Good	56
	Good	127	27
	Average	132	28
	Poor	108	23
	Very Poor	42	09
	No response	05	01
	8 Extracurricular activities	Very Good	33
Good		207	44

	Average	136	29
	Poor	56	12
	Very Poor	28	06
	No response	10	02
9	Responses	Total Respondent	%

Sports facilities	Very Good	42	09
	Good	127	27
	Average	165	35
	Poor	103	22
	Very Poor	33	07
	No response	00	00

(15) Suggestions put forward for over all development of the college (320(68%) students have responded)-

- (1) The approach road to college should be developed.
- (2) The internal assessment system of the college should be improved.
- (3) Sports facility, especially the outdoor facility should be improved.
- (4) A playground is needed for college.
- (5) Drinking water facility should improve.
- (6) The academic building - I , i.e. old campus, should be developed.
- (7) Lavatory facility including toilets, urinals etc. should be developed.
- (8) College library should be improved by increasing number of books.
- (9) Overall evaluation system should be improve and number of students getting poor marks should be improved.
- (10) Discipline should be in force inside the college.
- (11) Common room facilities, especially recreational facilities, for boys and girls should improve.
- (12) Opportunities for extracurricular activities should be widened.
- (13) Classrooms should be improved further by improving electricity and other provisions.
- (14) Number of teachers in every subjects should be increased.
- (15) Punctuality and regularity of students and teachers should be ensured for improvement of the teaching learning process.



 Signature 29/06/19.
 Convener, feedback analysis committee


 Signature 29.6.19.
 Principal i/c

(DR. SUBRATA SHARMA)
 Principal In-Charge,
 Ambedkar College, Fatikroy,
 Unakoti, Tripura.

Phone/Fax: +91 3824 261916 Email: principalactr@gmail.com / dr.subrataphilosophy2@gmail.com

Website: www.actripura.edu.in



- Following are the analysis of the Teacher's Feedback during the Academic Year 2018-19: *W.R.U.*

1. My administration treats me like a professional					
Particular	Agree	Disagree	Strongly Agree	Strongly Disagree	Neutral
No. of Respondent	12	5	6	NIL	1
Percentage	50	20.83	25	NIL	4.17
2. I believe my administrator feels I am an effective teacher					
Particular	Agree	Disagree	Strongly Agree	Strongly Disagree	Neutral
No. of Respondent	12	1	7	NIL	5
Percentage	48	4	28	NIL	20
3. My administrator demonstrates a solid understanding of effective teaching practices					
Particular	Agree	Disagree	Strongly Agree	Strongly Disagree	Neutral
No. of Respondent	13	3	6	1	2
Percentage	52	12	24	4	8
4. My administrator visits my classroom often enough					
Particular	Agree	Disagree	Strongly Agree	Strongly Disagree	Neutral
No. of Respondent	14	5	2	1	2
Percentage	58.33	20.83	8.33	4.17	8.33
5. My administrator helps me get the resources I need to do my job well.					
Particular	Agree	Disagree	Strongly Agree	Strongly Disagree	Neutral
No. of Respondent	13	2	9	NIL	1
Percentage	52	8	36	NIL	4
6. My administrator encourages us to attend faculty development programme					
Particular	Agree	Disagree	Strongly Agree	Strongly Disagree	Neutral
No. of Respondent	17	1	6	NIL	2
Percentage	65.38	3.85	23.08	NIL	7.69



7. My administrator always cooperates to organise seminar/conference/workshop etc.					
Particular	Agree	Disagree	Strongly Agree	Strongly Disagree	Neutral
No. of Respondent	17	NIL	8	NIL	NIL
Percentage	68	NIL	32	NIL	NIL
8. I feel comfortable going to my administrator with my concerns					
Particular	Agree	Disagree	Strongly Agree	Strongly Disagree	Neutral
No. of Respondent	13	NIL	9	1	3
Percentage	50	NIL	34.62	3.85	11.54
9. My administrator regularly seeks my input when making decisions that impact the work I do.					
Particular	Agree	Disagree	Strongly Agree	Strongly Disagree	Neutral
No. of Respondent	10	4	4	1	6
Percentage	40	16	16	4	24
10. My administrator supports my decision about student behaviour.					
Particular	Agree	Disagree	Strongly Agree	Strongly Disagree	Neutral
No. of Respondent	10	2	5	1	7
Percentage	40	8	20	4	28
11. My administrator cultivates a positive relationship among faculty members at this college.					
Particular	Agree	Disagree	Strongly Agree	Strongly Disagree	Neutral
No. of Respondent	11	5	5	2	2
Percentage	44	20	20	8	8
12. I feel empowered to make decisions about my teaching.					
Particular	Agree	Disagree	Strongly Agree	Strongly Disagree	Neutral
No. of Respondent	15	1	4	NIL	4
Percentage	62.5	4.17	16.67	NIL	16.67

Handwritten signature and date: 07/11/19



13. I enjoy coming to work most days.

Particular	Agree	Disagree	Strongly Agree	Strongly Disagree	Neutral
No. of Respondent	15	NIL	8	1	1
Percentage	60	NIL	32	4	4

14. I feel we have a positive college culture.

Particular	Agree	Disagree	Strongly Agree	Strongly Disagree	Neutral
No. of Respondent	11	3	6	1	5
Percentage	42.31	11.54	23.08	3.85	19.23

15. In general, I believe our college is meeting the needs of our students.

Particular	Agree	Disagree	Strongly Agree	Strongly Disagree	Neutral
No. of Respondent	10	4	5	1	4
Percentage	41.67	16.67	20.83	4.17	16.67

16. I am satisfied with the attendance of students in my classes.

Particular	Agree	Disagree	Strongly Agree	Strongly Disagree	Neutral
No. of Respondent	7	7	4	5	2
Percentage	28	28	16	20	8

17. I am satisfied with the responses of the students in my classes.

Particular	Agree	Disagree	Strongly Agree	Strongly Disagree	Neutral
No. of Respondent	11	6	4	NIL	4
Percentage	44	24	16	NIL	16


18. I feel our college library have enough reading materials to meet my requirement to complete the syllabus.

Particular	Agree	Disagree	Strongly Agree	Strongly Disagree	Neutral
No. of Respondent	12	5	3	1	4
Percentage	48	20	12	4	16

19. I feel students' interest in extracurricular activities should be encouraged in a greater way for the all round development of students of this college.

Particular	Agree	Disagree	Strongly Agree	Strongly Disagree	Neutral
No. of Respondent	15	NIL	7	NIL	3
Percentage	60	NIL	28	NIL	12

Subrata Sharma
 SUBRATA SHARMA
 In-Charge,
 College, Faridkot
 Punjab



20. I feel Choice Based Credit System (CBCS) is better than the old system.					
Particular	Agree	Disagree	Strongly Agree	Strongly Disagree	Neutral
No. of Respondent	13	1	5	3	2
Percentage	54.17	4.17	20.83	12.5	8.33

21. I am satisfied with the present system of internal assessment.					
Particular	Agree	Disagree	Strongly Agree	Strongly Disagree	Neutral
No. of Respondent	13	5	2	2	2
Percentage	54.17	20.83	8.33	8.33	8.33

22. I feel use of ICT tools should be greatly encouraged for effective teaching learning process in our college.					
Particular	Agree	Disagree	Strongly Agree	Strongly Disagree	Neutral
No. of Respondent	15	1	6	1	2
Percentage	60	4	24	4	8

Note:

- Total numbers of respondent are Twenty Six (26 Nos.);
- Percentage is calculated taking out of total number of respondent of a particular question; and
- Some respondent didn't answer all the queries.

Analysed By

A. T. Manu Barua

(Lalthlamuana Darlong)

DDO

Ambedkar College, Fatikroy
Unakoti, Tripura

Zakir Hussain

(Dr. Zakir Hussain)

Secretary

Teachers Council, Ambedkar College
Fatikroy, Unakoti, Tripura


S. S. Sharma
07/5/19

(S. S. SHARMA)
Principal In-Charge,
Ambedkar College, Fatikroy,
Unakoti, Tripura.

ALUMNI FEEDBACK ANALYSIS 2018-19

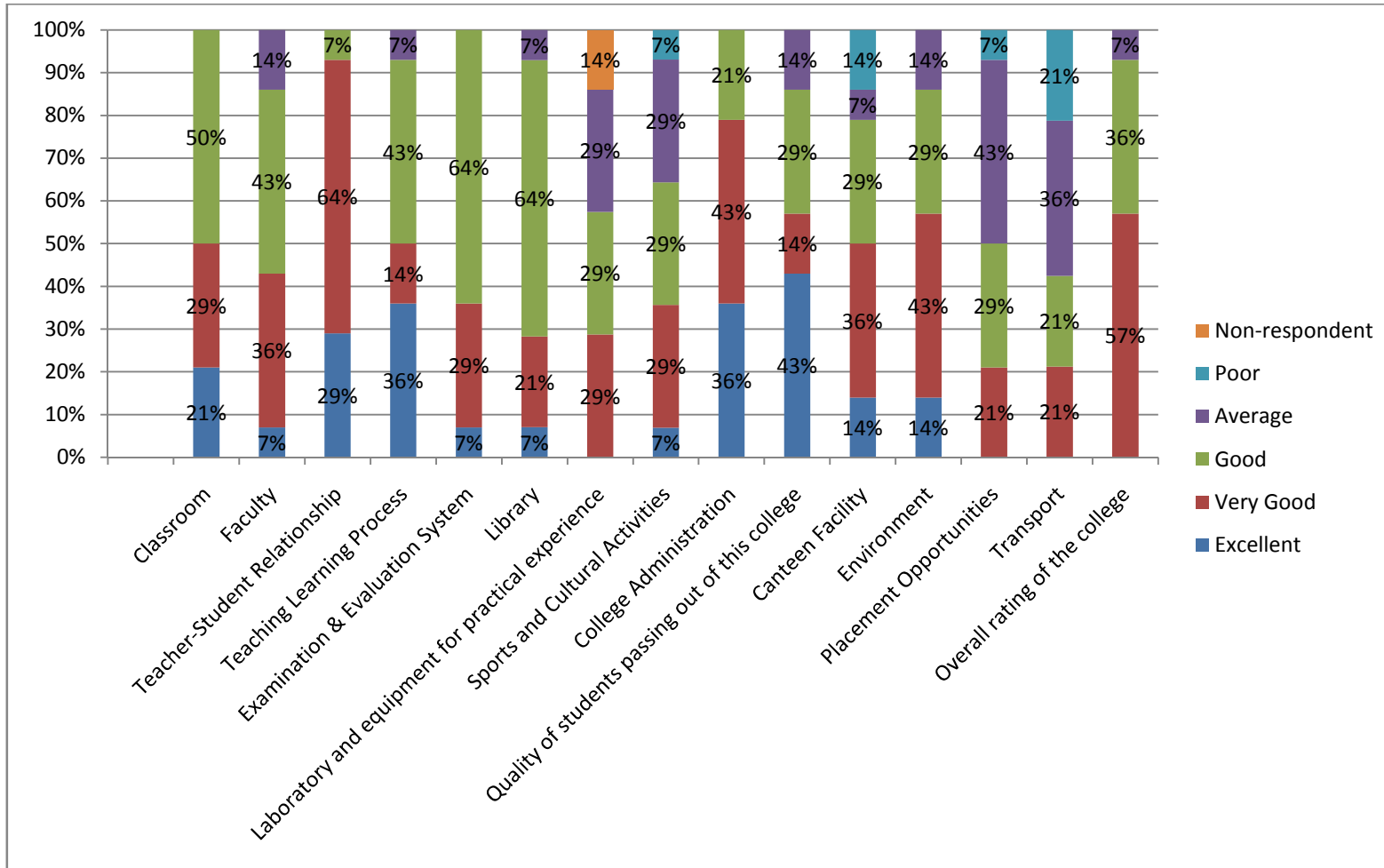
Sl. No	Particulars	Excellent 4	Very Good 3	Good 2	Average 1	Poor 0	Non- respondent
1	Classroom	03	04	07	00	00	00
2	Faculty	01	05	06	02	00	00
3	Teacher-Student Relationship	04	09	01	00	00	00
4	Teaching Learning Process	05	02	06	01	00	00
5	Examination & Evaluation System	01	04	09	00	00	00
6	Library	01	03	09	01	00	00
7	Laboratory and equipment for practical experience	00	04	04	04	00	02
8	Sports and Cultural Activities	01	04	04	04	01	00
9	College Administration	05	06	03	00	00	00
10	Quality of students passing out of this college	06	02	04	02	00	00
11	Canteen Facility	02	05	04	01	02	00
12	Environment	02	06	04	02		00
13	Placement Opportunities	00	03	04	06	01	00
14	Transport	00	03	03	05	03	00
15	Overall rating of the college	00	08	05	01		00





 02.2.19.
 (DR. SUBRATA SHARMA)
 Principal In-Charge,
 Ambedkar College, Falaktya,
 Unchali, Tripura.



ANALYTICAL CHART




 02.2.19.
 (DR. SUBRATA SHARMA)
 Principal In-Charge,
 Ambedkar College, Falgooty,
 Umakol, Tripura.

Areas for improvement as suggested: 1. Boundary wall 2. Transport facility 3. Modern laboratory equipments 4. Numbers of Teachers